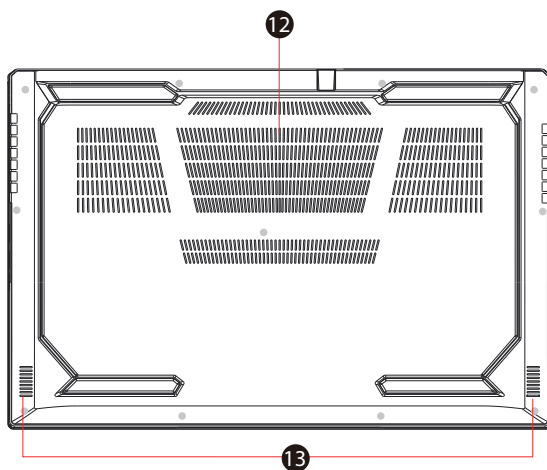
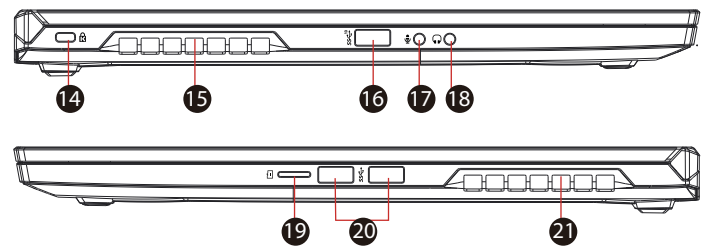


* Tap left corner twice to enable or disable (Green light) touchpad functionality

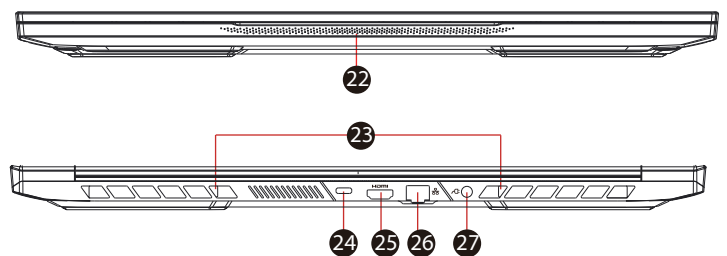


12- Vents
13- Speakers

- 1- Camera Status LED
- 2- Infrared Facial Recognition Camera
- 3- Microphones
- 4- LCD screen
- 5- Charging & Battery Indicator
- 6- Power Button
- 7- Power Mode Switch
- 8- Caps Lock Status LED
- 9- Keyboard
- 10- Touchpad LED Indicator/Touchpad Switch
- 11- Touchpad/Clickpad



- 14- Kensington® Lock Slot
- 15- Vents
- 16- USB Port
- 17- Mic-In Jack
- 18- Audio-Out Jack
- 19- Micro SD Card Reader
- 20- USB Ports
- 21- Vents



- 22- RGB Light Bar
- 23- Vents
- 24- USB Type-C Port
- 25- HDMI port
- 26- Network Jack
- 27- Power Connector

Get Started

*Please note: The AC adapter included with your PC was specifically designed and approved for your model. Utilization of an after-market or lower wattage adapter may damage either the notebook or other devices connected to it. If damage is determined to have been caused by utilization of an unauthorized power supply, it will not be protected under warranty.

