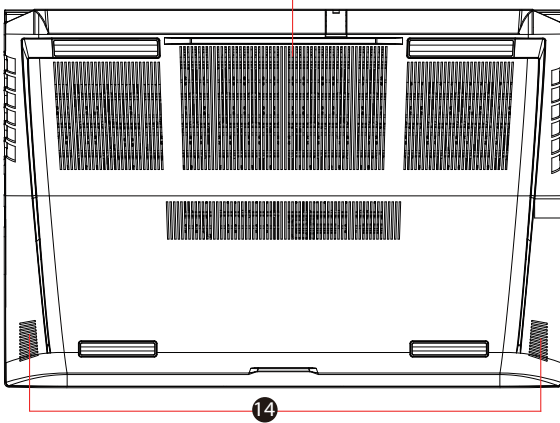
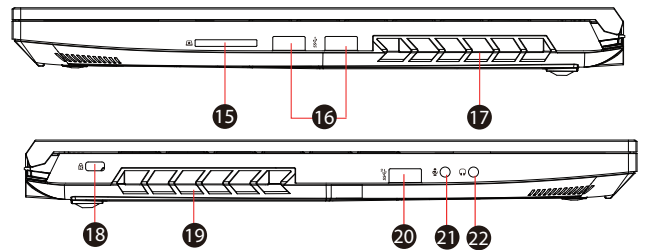


- 1- Camera
- 2- Infrared sensor for facial recognition camera
- 3- Microphone
- 4- Camera Status LED
- 5- LCD screen
- 6- Power Mode Switch
- 7- Power Button
- 8- Charging indicator
- 9- Keyboard
- 10-Caps Lock Status LED
- 11-Touchpad LED indicator/ Touchpad switch
- 12-Touchpad/Click pad

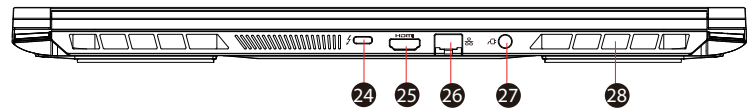
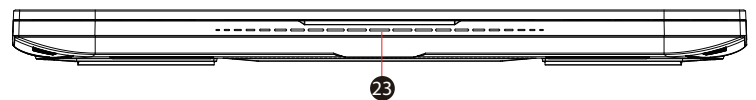
*Tap left corner twice to enable or disable (Green light) touchpad functionality.



- 13- Vents
- 14- Speaker



- 15- Card Reader
- 16- USB Ports
- 17- Vents
- 18- Kensington® Lock Port
- 19- Vents
- 20- USB Ports
- 21- Mic In Jack
- 22- Audio Out Jack



- 23- Light bar
- 24- Thunderbolt 3 Port
- 25- HDMI port
- 26- Network Jack
- 27- Power Connector
- 28- Vents

Get Started

*Please note: The AC adapter included with your PC was specifically designed and approved for your model. Utilization of an after-market adapter may damage either the notebook or other devices connected to it. If damage is determined to have been caused by utilization of an unauthorized power supply, it will not be protected under warranty.

