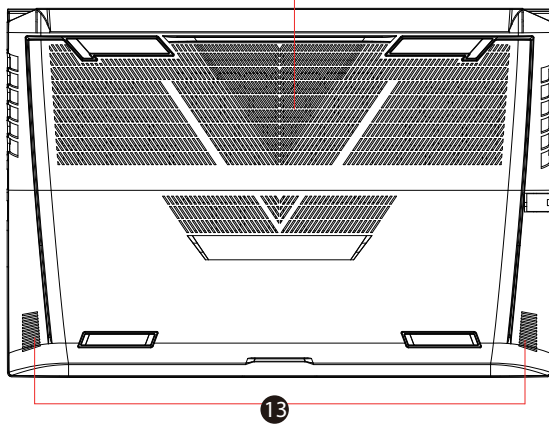
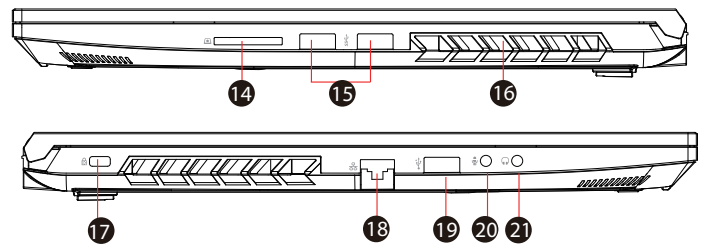


- 1- Camera
- 2- Camera Status LED
- 3- Microphone
- 4- Keyboard
- 5- LCD Screen
- 6- Mode Switch
- 7- Power Button
- 8- Battery/Caps Lock LED Indicator
- 9- Touchpad LED Indicator/ Touchpad Switch
- 10- Touchpad/Clickpad

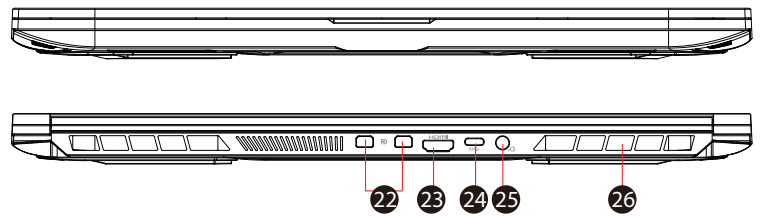
\* Tap left corner twice to enable or disable (White light) touchpad functionality.



- 12- Vents
- 13- Speakers



- 14- SD Card Reader
- 15- USB Port
- 16- Vents
- 17- Kensington® Lock Port
- 18- Network Jack
- 19- USB Ports
- 20- Mic In Jack
- 21- Audio Out Jack



- 22- Mini DisplayPort
- 23- HDMI Port
- 24- USB Type-C Port
- 25- Power Connector
- 26- Vents

## Get Started

\*Please note: The AC adapter included with your PC was specifically designed and approved for your model. Utilization of an after-market adapter may damage either the notebook or other devices connected to it. If damage is determined to have been caused by utilization of an unauthorized power supply, it will not be protected under warranty.

