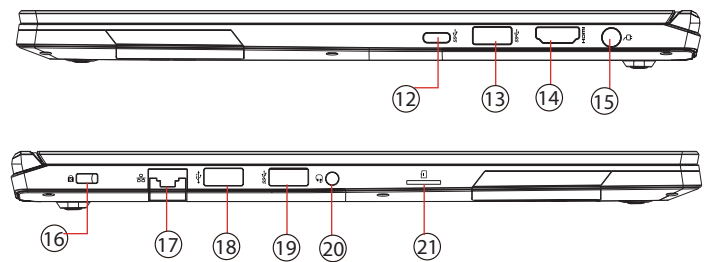
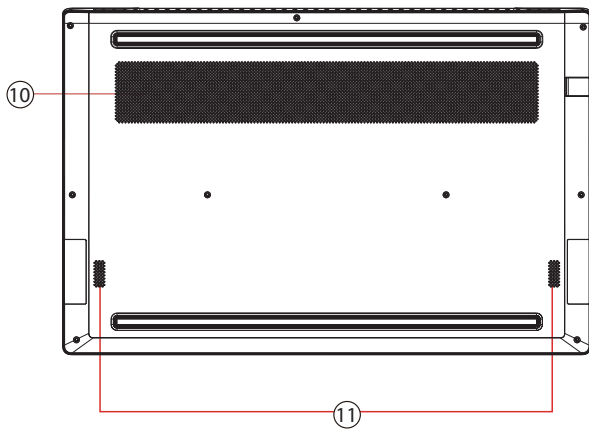


- 1- Camera Status LED
- 2- Facial Recognition Camera
- 3- Microphones
- 4- LCD Screen
- 5- Power Button
- 6- Charging & Battery Indicator
- 7- Keyboard
- 8- Caps Lock Status LED
- 9- Touchpad/Clickpad
- *Touchpad LED indicator

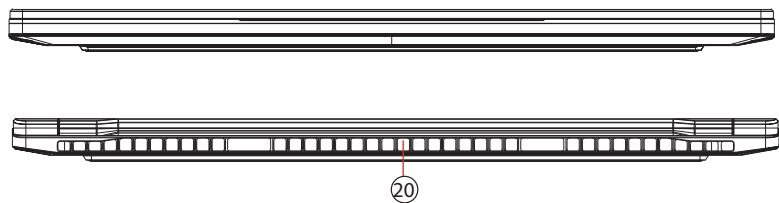
*Tap left corner twice to enable or disable (White light) touchpad functionality.



- 12- USB Port (USB Type C)
- 13- USB Port
- 14- HDMI Port
- 15- Power Connector
- 16- Kensington® Lock Port
- 17- Network Jack
- 18- USB Port
- 19- USB Port
- 20- Audio Out Jack
- 21- Card Reader



- 10- Vents
- 11- Speakers



- 20- Vents

Get Started

*Please note: The AC adapter included with your PC was specifically designed and approved for your model. Utilization of an after-market adapter may damage either the notebook or other devices connected to it. If damage is determined to have been caused by utilization of an unauthorized power supply, it will not be protected under warranty.

